



Mid Valley

STRUCTURES

SHEDS · GARAGES · BARNs & MORE



WWW.MIDVALLEYSTRUCTURES.COM

PURCHASE, FINANCE, OR RENT TO OWN?

WHY RENT TO OWN

Our rent to own program provides the solution to have your storage in your backyard for a similar price (per square foot) as that of renting at an off site storage facility.

You can forget about using out of the way, inconvenient storage units with a never ending monthly charge. You can own your own shed in 24, 36, 48 and even 60 month plans, and you will NEVER make another payment to an off site storage company again. This is in your back yard!

No Credit Check

You can have a convenient and appealing building, even with some credit issues.

Instant Approval

Apply online! Midvalleystructures.com

Pay with credit cards...

...for the deposit, initial payment, and each one after! You can purchase without cash in hand.

Rent-to-own is a ONE MONTH agreement.

You are not bound to a long agreement and can terminate at any time without penalty and we will come pick up the building.

Early Purchase Option Discount

Paying early could save you up to 45% off the balance!

*Offering the finest backyard storage
sheds and buildings in Michigan!
90 days - same as cash!*



Online Ordering

Easy as 1-2-3, any day or time. Visit midvalleystructures.com to start customizing your new building today!



**SCAN TO BE TAKEN DIRECTLY
TO OUR RENT TO OWN
APPLICATION!**



Finance Your Structure

If buying outright or renting to own doesn't sound right for you, we also offer standard financing options! Our simple and easy financing offers low payment options to make owning your dream shed easier!

**SCAN TO BE TAKEN
DIRECTLY TO OUR
FINANCING SITE!**



BUILD THE STRUCTURE OF YOUR DREAMS

WITH OUR 3D ONLINE SHED BUILDER!



3D Shed Builder

Use our online 3D Shed Builder to design exactly the exact shed that you've been dreaming of!



Scan to be taken directly to our shed builder!



3D Carport & Metal Building Designer

Our online 3D Carport and Metal Building Designer is the easiest way to design the metal structure that will fit your property best!



Scan to be taken directly to our steel building designer!

KLASSIC STUDIO

SIZE (FT.)	PAINTED	VINYL
8x12	\$6,004.00	\$6,804.00
8x14	\$6,461.00	\$7,379.00
8x16	\$6,777.00	\$7,732.00
10x10	\$5,929.00	\$6,782.00
10x12	\$6,453.00	\$7,300.00
10x14	\$7,075.00	\$7,945.00
10x16	\$7,822.00	\$8,737.00
10x18	\$8,575.00	\$9,540.00
10x20	\$9,256.00	\$10,232.00
12x12	\$7,253.00	\$8,125.00
12x14	\$7,853.00	\$8,689.00
12x16	\$8,503.00	\$9,435.00
12x18	\$9,181.00	\$10,263.00
12x20	\$9,845.00	\$10,870.00
12x24	\$11,176.00	\$12,366.00
12x28	\$12,491.00	\$13,717.00
12x32	\$13,826.00	\$15,304.00
12x36	\$15,202.00	\$16,772.00



**NEW
MODEL!**

Klassic Studio Standard Features

- 9' Tall Front Wall
- 7' Back Wall
- (2) 24" x 36" Windows with Screens
- (2) 72" x 10" Transom Windows
- 24" Wide Open Overhang
- Steel Roof
- Vented Eaves
- 60" or 72" DET Double Doors

Your Choice of

- Vertical Board & Batton Vinyl or Durastamp Painted Siding
- 2" x 6" Rafters 16" O.C.
- 2" x 4" Studs 16" O.C.
- 1/2" 4-ply Plywood Sheeting



PRO SERIES

Specs

7/16" OSB Subsiding, Lifetime Vinyl Siding
or Painted SmartSide®

Walls

2x4 Construction

Doors

Painted or Vinyl Double Doors
Doors available on Gable Ends on
Pro Series Models

Floors

4x4 Treated Runners
2x4 Treated Floor Joists on 16" Centers
5/8" Exterior Sanded Plywood
2x4 Floor Joists, 12" Centers (For 8' Wide Buildings Only)
1/2" Exterior Sanded Plywood (For 8' Wide Buildings Only)

Roof

Rafters 24" O.C., 7/16" OSB Sheeting
IKO 25 Year Asphalt 3 Tab Shingles
4' Ridge Vent Included

PRO SERIES PRICING

	PAINTED 8'	PAINTED 10'	VINYL 8'	VINYL 9'	PRO SERIES COTTAGE
8x8	\$2,365.00		\$2,566.00	\$3,270.00	
8x10	\$2,617.00	(10' MODELS	\$2,843.00	\$3,444.00	(PRO SERIES
8x12	\$2,932.00	INCLUDE	\$3,188.00	\$3,615.00	COTTAGES COME
8x14	\$3,119.00	4' LOFT)	\$3,393.00	\$3,827.00	WITH A METAL
8x16	\$3,243.00		\$3,529.00	\$4,009.00	ROOF)
10x10	\$3,119.00	\$3,719.00	\$3,393.00	\$3,774.00	\$3,843.00
10x12	\$3,231.00	\$3,938.00	\$3,517.00	\$3,932.00	\$4,141.00
10x14	\$3,484.00	\$4,298.00	\$3,790.00	\$4,259.00	\$4,542.00
10x16	\$3,619.00	\$4,574.00	\$3,940.00	\$4,432.00	\$4,923.00
12x12	\$3,676.00	\$4,215.00	\$4,002.00	\$4,162.00	\$4,507.00
12x14	\$4,009.00	\$4,574.00	\$4,365.00	\$4,548.00	\$4,851.00
12x16	\$4,345.00	\$4,939.00	\$4,732.00	\$4,934.00	\$5,216.00

Pro Series Sheds feature SmartSide® Panel Siding

- Desirable upgrade over T1-11
- Treated engineered wood technology for long lasting performance in tough climates
- SmartGuard® treatment for protection against fungal decay and termites
- Resistance to warping, splitting and cupping
- Free of knots, patches and face voids
- Offers superior impact resistance



PRO 8' VINYL

PRO 9' VINYL



PRO 10' PAINTED



PRO COTTAGE
PAINTED



Shown as
DELUXE TRIM

Additional Options Available!



DUTCH BARN

Standard Features

- Painted, Vinyl or Steel Siding
- Double Doors Standard
- (2) 21x27" Windows
- 5/8" Plywood Floor
- 12" O.C. Treated Floor Joists
- 16" O.C. Wall Studs
- 6'6" Sidewalls
- Architectural Shingles

Ask Us About Making It DELUXE!

- (2) Round Top Vents
- Deluxe Roof Line Trim
- Deluxe Door Trim
- Deluxe Window Trim
- (3) Color Combinations
- Duratemp Doors with Transom Windows

Maximum storage with a timeless look! The Dutch Barn offers an attractive sloping roof while maximizing the storage space. Use the Dutch Barn for more than just storage. Choose upgrades and options to make it your own unique space that will complement your property!

SIZE (FT.)	STEEL	PAINTED	VINYL	PAINTED DELUXE	VINYL DELUXE
8x8	\$3,819.00	\$3,757.00	\$4,186.00	\$4,133.00	\$4,605.00
8x10	\$4,612.00	\$3,986.00	\$4,426.00	\$4,385.00	\$4,869.00
8x12	\$4,684.00	\$4,316.00	\$4,741.00	\$4,747.00	\$5,215.00
8x14	\$4,918.00	\$4,599.00	\$5,121.00	\$5,059.00	\$5,523.00
8x16	\$5,172.00	\$4,876.00	\$5,293.00	\$5,364.00	\$5,822.00
10x10	\$4,687.00	\$4,362.00	\$4,833.00	\$4,798.00	\$5,316.00
10x12	\$5,117.00	\$4,640.00	\$5,110.00	\$5,104.00	\$5,621.00
10x14	\$5,588.00	\$5,027.00	\$5,495.00	\$5,530.00	\$6,044.00
10x16	\$6,100.00	\$5,351.00	\$5,803.00	\$5,886.00	\$6,138.00
10x18	\$6,383.00	\$5,717.00	\$6,167.00	\$6,289.00	\$6,784.00
10x20	\$6,676.00	\$6,072.00	\$6,523.00	\$6,679.00	\$7,175.00
12x12	\$5,330.00	\$4,784.00	\$5,367.00	\$5,262.00	\$5,904.00
12x14	\$5,927.00	\$5,265.00	\$5,859.00	\$5,791.00	\$6,445.00
12x16	\$6,591.00	\$5,750.00	\$6,356.00	\$6,225.00	\$6,992.00
12x18	\$6,910.00	\$6,219.00	\$6,808.00	\$6,841.00	\$7,489.00
12x20	\$7,682.00	\$6,899.00	\$7,523.00	\$7,589.00	\$8,275.00
12x24	\$8,539.00	\$7,781.00	\$8,413.00	\$8,559.00	\$9,254.00
12x28	\$9,489.00	\$8,603.00	\$9,258.00	\$10,469.00	\$10,184.00
12x32	\$10,546.00	\$9,295.00	\$9,994.00	\$10,224.00	\$10,993.00
12x36	\$11,356.00	\$10,036.00	\$10,731.00	\$11,040.00	\$11,804.00
14x20	\$8,548.00	\$7,411.00	\$8,180.00	\$8,152.00	\$8,998.00
14x24	\$9,760.00	\$8,548.00	\$9,378.00	\$9,403.00	\$10,316.00
14x28	\$10,946.00	\$9,517.00	\$10,396.00	\$9,735.00	\$11,406.00
14x32	\$12,292.00	\$10,544.00	\$11,478.00	\$11,598.00	\$12,626.00
14x36	\$13,521.00	\$11,605.00	\$11,924.00	\$12,765.00	\$13,853.00
14x40	\$14,457.00	\$12,628.00	\$13,672.00	\$13,891.00	\$15,039.00
16x24	\$11,649.00	\$10,469.00	\$11,026.00	\$11,516.00	\$12,129.00
16x28	\$13,176.00	\$11,525.00	\$12,326.00	\$12,677.00	\$13,559.00
16x32	\$14,339.00	\$12,508.00	\$13,331.00	\$13,759.00	\$14,664.00
16x36	\$15,744.00	\$13,867.00	\$14,734.00	\$15,254.00	\$16,211.00
16x40	\$17,557.00	\$15,090.00	\$16,326.00	\$16,599.00	\$17,959.00
16x44	\$19,020.00	\$16,223.00	\$17,502.00	\$17,845.00	\$19,252.00
16x48	\$20,599.00	\$17,606.00	\$18,964.00	\$19,367.00	\$20,860.00

Shown as
STANDARD TRIM

w/ METAL ROOF

Ask about making it a DELUXE!



HIGH BARN

Standard Features

- Painted, Vinyl or Steel Siding
- Double Doors Standard on Steel and Painted Shed
- Roll-Up Doors Standard on Vinyl Shed
- 5/8" Plywood Floor
- 12" O.C. Treated Floor Joists
- 16" O.C. Wall Studs
- 6' Sidewalls
- Architectural Shingles

SIZE (FT.)	STEEL	PAINTED	VINYL
8x8	\$3,957.00	\$3,574.00	\$4,056.00
8x10	\$4,718.00	\$3,829.00	\$4,307.00
8x12	\$4,887.00	\$4,108.00	\$4,584.00
8x14	\$5,160.00	\$4,349.00	\$4,852.00
8x16	\$5,381.00	\$4,613.00	\$5,083.00
10x10	\$4,932.00	\$4,172.00	\$4,699.00
10x12	\$5,355.00	\$4,410.00	\$4,936.00
10x14	\$5,842.00	\$4,747.00	\$5,286.00
10x16	\$6,330.00	\$5,031.00	\$5,557.00
10x18	\$6,622.00	\$5,351.00	\$5,865.00
10x20	\$6,947.00	\$5,661.00	\$6,173.00
12x12	\$5,550.00	\$4,652.00	\$5,175.00
12x14	\$6,161.00	\$5,097.00	\$5,635.00
12x16	\$6,850.00	\$5,545.00	\$6,095.00
12x18	\$7,207.00	\$5,962.00	\$6,515.00
12x20	\$7,922.00	\$6,361.00	\$6,922.00
12x24	\$8,767.00	\$7,176.00	\$7,732.00
12x28	\$9,742.00	\$7,835.00	\$8,420.00
12x32	\$10,815.00	\$8,804.00	\$9,452.00
12x36	\$11,757.00	\$9,781.00	\$10,441.00
14x20	\$8,832.00	\$6,974.00	\$7,852.00
14x24	\$10,035.00	\$8,099.00	\$8,967.00
14x28	\$11,270.00	\$8,928.00	\$9,911.00
14x32	\$12,635.00	\$9,861.00	\$10,892.00
14x36	\$13,805.00	\$10,832.00	\$11,912.00
14x40	\$14,812.00	\$11,867.00	\$12,922.00
16x24	\$11,985.00	\$9,689.00	\$10,233.00
16x28	\$13,512.00	\$10,746.00	\$11,531.00
16x32	\$14,682.00	\$11,754.00	\$12,537.00
16x36	\$16,015.00	\$13,075.00	\$13,943.00
16x40	\$17,867.00	\$14,335.00	\$15,532.00
16x44	\$19,362.00	\$15,401.00	\$16,710.00
16x48	\$20,857.00	\$16,790.00	\$18,167.00



Shown as
DELUXE TRIM
w/ METAL ROOF
Additional Options
Available!



CARRIAGE HOUSE

Standard Features

- 7' Front Wall, 6' Back Wall
- (2) 21"x27" Windows with Screens & Shutters (Note: 8'x6' - 8'x10' Shed Sizes Only Have (1) Window)
- Double Doors
- 5/8" Plywood Floors
- 12" O.C. Treated Floor Joists
- 16" O.C. Wall Studs
- Shingled Roof

Ask Us About Going DELUXE!

- (2) Round Top Vents
- Deluxe Roof Line Trim
- Deluxe Door Trim
- Deluxe Window Trim
- (3) Color Combinations
- Duratemp Doors with Transom Windows

Authentic design, modern components, the perfect addition to your property! The classic carriage house has almost endless possibilities for both customization and functionality. It can make a great playhouse, she-shed, man cave or even an office.

SIZE (FT.)	METAL	PAINTED	PAINTED DELUXE	VINYL	VINYL DELUXE
6x8	N/A	\$3,625.00	\$3,988.00	\$3,826.00	\$4,209.00
8x8	\$3,687.00	\$3,791.00	\$4,170.00	\$4,272.00	\$4,699.00
8x10	\$4,508.00	\$4,093.00	\$4,502.00	\$4,475.00	\$4,923.00
8x12	\$4,717.00	\$4,373.00	\$4,810.00	\$4,719.00	\$5,191.00
8x14	\$4,931.00	\$4,691.00	\$5,160.00	\$5,032.00	\$5,535.00
8x16	\$5,159.00	\$5,016.00	\$5,518.00	\$5,353.00	\$5,888.00
10x10	\$4,261.00	\$4,086.00	\$4,494.00	\$4,552.00	\$5,007.00
10x12	\$4,617.00	\$4,468.00	\$4,915.00	\$4,921.00	\$5,413.00
10x14	\$5,005.00	\$4,890.00	\$5,379.00	\$5,352.00	\$5,887.00
10x16	\$5,430.00	\$5,405.00	\$5,946.00	\$5,759.00	\$6,335.00
10x18	\$5,893.00	\$5,847.00	\$6,432.00	\$6,152.00	\$6,767.00
10x20	\$6,397.00	\$6,148.00	\$6,763.00	\$6,351.00	\$6,986.00
12x12	\$5,260.00	\$4,940.00	\$5,434.00	\$5,371.00	\$5,908.00
12x14	\$5,805.00	\$5,366.00	\$5,903.00	\$5,894.00	\$6,483.00
12x16	\$6,412.00	\$5,814.00	\$6,395.00	\$6,219.00	\$6,841.00
12x18	\$7,086.00	\$6,270.00	\$6,897.00	\$6,738.00	\$7,412.00
12x20	\$7,832.00	\$6,754.00	\$7,429.00	\$7,086.00	\$7,795.00
12x24	\$8,679.00	\$7,682.00	\$8,450.00	\$8,299.00	\$9,129.00
12x28	\$10,146.00	\$8,603.00	\$9,436.00	\$9,170.00	\$10,087.00
12x32	\$11,611.00	\$9,534.00	\$10,487.00	\$10,122.00	\$11,134.00
12x36	\$13,076.00	\$10,496.00	\$11,546.00	\$11,199.00	\$12,319.00



Shown as
DELUXE TRIM
Additional Options
Available!

CAPE COD

A shed that mixes fun with purpose. Try some "New England" feel on your property with a cape cod. Like most of our structures, this also can be used for just about anything you want.

Standard Features

- One Double Door
- 7/12 Pitch Roof
- (2) 21"x27" Single Hung Windows with Screens and Shutters
- 5/8" Plywood Floors
- 12" O.C. Treated Floor Joists
- 16" O.C. Wall Studs
- Shingled Roof
- 7' Sidewalls

SIZE (FT.)	STEEL	PAINTED	PAINTED DELUXE	VINYL	VINYL DELUXE
8x8	\$3,474.00	\$4,060.00	\$4,466.00	\$4,435.00	\$4,879.00
8x10	\$4,046.00	\$4,244.00	\$4,668.00	\$4,637.00	\$5,101.00
8x12	\$4,083.00	\$4,381.00	\$4,819.00	\$4,851.00	\$5,336.00
8x14	\$4,291.00	\$4,690.00	\$5,159.00	\$5,232.00	\$5,755.00
8x16	\$4,778.00	\$4,905.00	\$5,396.00	\$5,472.00	\$6,019.00
10x10	\$4,102.00	\$4,328.00	\$4,761.00	\$4,824.00	\$5,306.00
10x12	\$4,570.00	\$4,684.00	\$5,152.00	\$5,183.00	\$5,701.00
10x14	\$4,882.00	\$5,108.00	\$5,619.00	\$5,614.00	\$6,175.00
10x16	\$5,454.00	\$5,615.00	\$6,177.00	\$6,145.00	\$6,760.00
10x18	\$5,870.00	\$6,126.00	\$6,739.00	\$6,681.00	\$7,349.00
10x20	\$6,650.00	\$6,591.00	\$7,250.00	\$7,144.00	\$7,858.00
12x12	\$5,090.00	\$5,229.00	\$5,752.00	\$5,735.00	\$6,309.00
12x14	\$5,454.00	\$5,639.00	\$6,203.00	\$6,115.00	\$6,727.00
12x16	\$5,922.00	\$6,078.00	\$6,686.00	\$6,613.00	\$7,274.00
12x18	\$6,338.00	\$6,543.00	\$7,197.00	\$7,098.00	\$7,808.00
12x20	\$6,910.00	\$6,992.00	\$7,691.00	\$7,571.00	\$8,328.00
12x24	\$7,950.00	\$7,896.00	\$8,686.00	\$8,574.00	\$9,431.00
12x28	\$8,782.00	\$8,791.00	\$9,670.00	\$9,472.00	\$10,419.00
12x32	\$9,874.00	\$9,696.00	\$10,666.00	\$10,540.00	\$11,594.00
12x36	\$10,862.00	\$10,635.00	\$11,699.00	\$11,521.00	\$12,673.00



SIZE (FT.)	PAINTED	PAINTED DELUXE	VINYL	VINYL DELUXE
8x12	\$4,494.00	\$4,943.00	\$5,011.00	\$5,512.00
8x14	\$4,800.00	\$5,280.00	\$5,306.00	\$5,837.00
8x16	\$5,074.00	\$5,581.00	\$5,620.00	\$6,182.00
10x10	\$4,869.00	\$5,356.00	\$5,236.00	\$5,760.00
10x12	\$5,074.00	\$5,581.00	\$5,828.00	\$6,411.00
10x14	\$5,454.00	\$5,999.00	\$6,270.00	\$6,897.00
10x16	\$5,810.00	\$6,391.00	\$6,515.00	\$7,167.00
10x18	\$6,192.00	\$6,811.00	\$6,958.00	\$7,654.00
10x20	\$6,613.00	\$7,274.00	\$7,219.00	\$7,941.00
12x12	\$5,539.00	\$6,093.00	\$6,672.00	\$7,339.00
12x14	\$5,986.00	\$6,585.00	\$7,312.00	\$8,043.00
12x16	\$6,433.00	\$7,076.00	\$7,571.00	\$8,328.00
12x18	\$6,883.00	\$7,571.00	\$7,972.00	\$8,749.00
12x20	\$7,319.00	\$8,051.00	\$8,752.00	\$9,627.00
12x24	\$8,193.00	\$9,012.00	\$9,508.00	\$10,459.00
12x28	\$9,063.00	\$9,969.00	\$10,315.00	\$11,347.00
12x32	\$10,022.00	\$11,024.00	\$11,677.00	\$12,845.00
12x36	\$10,844.00	\$11,928.00	\$12,932.00	\$14,225.00

Shown as
DELUXE TRIM

Additional Options Available!



CHALET

The chalet offers a stylish dormer and steep roof pitch. From gardening to storing your off-road vehicle or even a charming child's playhouse, the chalet look will never go out of style.

Chalet Standard Features

- 6' 4" Sidewalls
- (1) 32" Entrance Door
- (2) 24" x 36" Windows with Screens and Shutters
- Double Doors
- Front Dormer
- 5/8" Plywood Floor
- 12" O.C. Treated Floor Joists
- 16" O.C. Wall Studs
- Shingled Roof

Shown as
DELUXE TRIM
w/ METAL ROOF

Additional Options Available!



COTTAGE

Cottage Standard Features

- 7' 4" Sidewalls
- Double Doors
- 5/8" Plywood Floor
- 12" O.C. Treated Floor Joists
- 16" O.C. Wall Studs
- Shingled Roof

SIZE (FT.)	STEEL	PAINTED	PAINTED DELUXE	VINYL	VINYL DELUXE
8x8	\$2,985.00	\$3,687.00	\$4,056.00	\$4,170.00	\$4,587.00
8x10	\$4,208.00	\$3,863.00	\$4,249.00	\$4,344.00	\$4,778.00
8x12	\$4,414.00	\$3,994.00	\$4,393.00	\$4,475.00	\$4,923.00
8x14	\$4,628.00	\$4,297.00	\$4,727.00	\$4,771.00	\$5,248.00
8x16	\$4,856.00	\$4,503.00	\$4,953.00	\$4,977.00	\$5,475.00
10x10	\$4,059.00	\$3,944.00	\$4,338.00	\$4,422.00	\$4,864.00
10x12	\$4,419.00	\$4,290.00	\$4,719.00	\$4,765.00	\$5,242.00
10x14	\$4,803.00	\$4,700.00	\$5,170.00	\$5,170.00	\$5,687.00
10x16	\$5,228.00	\$5,194.00	\$5,713.00	\$5,660.00	\$6,226.00
10x18	\$5,690.00	\$5,693.00	\$6,262.00	\$6,152.00	\$6,767.00
10x20	\$6,195.00	\$6,187.00	\$6,796.00	\$6,634.00	\$7,297.00
12x12	\$5,057.00	\$4,787.00	\$5,266.00	\$5,376.00	\$5,914.00
12x14	\$5,603.00	\$5,185.00	\$5,704.00	\$6,048.00	\$6,653.00
12x16	\$6,519.00	\$5,608.00	\$6,169.00	\$6,509.00	\$7,160.00
12x18	\$6,884.00	\$6,062.00	\$6,668.00	\$7,061.00	\$7,767.00
12x20	\$7,630.00	\$6,495.00	\$7,145.00	\$7,603.00	\$8,363.00
12x24	\$8,478.00	\$7,373.00	\$8,110.00	\$8,740.00	\$9,614.00
12x28	\$9,380.00	\$8,243.00	\$9,067.00	\$9,865.00	\$10,852.00
12x32	\$10,403.00	\$9,125.00	\$9,484.00	\$10,992.00	\$12,091.00
12x36	\$11,538.00	\$10,036.00	\$11,040.00	\$11,744.00	\$12,918.00
14x20	\$8,596.00	\$7,169.00	\$7,886.00	\$8,319.00	\$9,151.00
14x24	\$9,787.00	\$7,723.00	\$8,495.00	\$9,504.00	\$10,454.00
14x28	\$11,144.00	\$9,205.00	\$10,126.00	\$10,840.00	\$11,924.00
14x32	\$12,691.00	\$10,219.00	\$11,241.00	\$12,069.00	\$13,276.00
14x36	\$14,036.00	\$10,960.00	\$12,056.00	\$13,293.00	\$14,622.00
14x40	\$15,524.00	\$12,259.00	\$13,485.00	\$14,634.00	\$16,097.00
16x24	\$11,322.00	\$10,103.00	\$11,113.00	\$10,815.00	\$11,897.00
16x28	\$12,781.00	\$11,147.00	\$12,262.00	\$11,931.00	\$13,124.00
16x32	\$13,854.00	\$12,194.00	\$13,413.00	\$12,922.00	\$14,214.00
16x36	\$15,162.00	\$13,385.00	\$14,724.00	\$14,338.00	\$15,772.00
16x40	\$16,640.00	\$14,622.00	\$16,084.00	\$15,561.00	\$17,216.00
16x44	\$17,949.00	\$15,755.00	\$17,331.00	\$16,973.00	\$18,670.00
16x48	\$19,598.00	\$17,140.00	\$18,854.00	\$18,407.00	\$20,247.00



Shown as
**DELUXE
TRIM**

Additional Options
Available!



HIP BARN

Hip Barn Standard Features

- (2) Small Windows with Screens and Shutters
- Double Swinging Door
- 7' 4" Sidewalls



GARDEN STUDIO

SIZE (FT.)	RETAIL
10x10	\$8,871.00
10x12	\$9,279.00
10x14	\$9,784.00
10x16	\$10,240.00
10x18	\$10,964.00
10x20	\$11,468.00
12x12	\$10,186.00
12x14	\$11,591.00
12x16	\$12,054.00
12x18	\$13,152.00
12x20	\$14,136.00
12x24	\$15,942.00
12x28	\$17,879.00
12x32	\$19,752.00
12x36	\$21,950.00

SIZE (FT.)	PAINTED	PAINTED DELUXE	VINYL	VINYL DELUXE
8x8	\$4,298.00	\$4,728.00	\$4,578.00	\$5,036.00
8x10	\$4,549.00	\$5,004.00	\$4,847.00	\$5,332.00
8x12	\$4,829.00	\$5,312.00	\$5,146.00	\$5,661.00
8x14	\$5,112.00	\$5,623.00	\$5,450.00	\$5,995.00
8x16	\$5,414.00	\$5,955.00	\$5,774.00	\$6,351.00
10x10	\$5,046.00	\$5,551.00	\$5,380.00	\$5,918.00
10x12	\$5,300.00	\$5,830.00	\$5,649.00	\$6,214.00
10x14	\$5,759.00	\$6,335.00	\$6,139.00	\$6,753.00
10x16	\$6,064.00	\$6,670.00	\$6,469.00	\$7,116.00
10x18	\$6,370.00	\$7,007.00	\$6,796.00	\$7,476.00
10x20	\$6,729.00	\$7,402.00	\$7,181.00	\$7,899.00
12x12	\$5,524.00	\$6,076.00	\$5,889.00	\$6,478.00
12x14	\$6,176.00	\$6,794.00	\$6,589.00	\$7,248.00
12x16	\$6,696.00	\$7,366.00	\$7,143.00	\$7,857.00
12x18	\$7,341.00	\$8,075.00	\$7,834.00	\$8,617.00
12x20	\$7,902.00	\$8,692.00	\$8,435.00	\$9,279.00
12x24	\$8,946.00	\$9,841.00	\$9,551.00	\$10,506.00
12x28	\$9,931.00	\$10,924.00	\$10,604.00	\$11,664.00
12x32	\$11,238.00	\$12,362.00	\$12,005.00	\$13,206.00
12x36	\$12,446.00	\$13,691.00	\$13,296.00	\$14,626.00
14x20	\$8,749.00	\$9,624.00	\$9,340.00	\$10,274.00
14x24	\$9,963.00	\$10,959.00	\$10,639.00	\$11,703.00
14x28	\$10,948.00	\$12,043.00	\$11,694.00	\$12,863.00
14x32	\$12,006.00	\$13,207.00	\$12,827.00	\$14,110.00
14x36	\$13,195.00	\$14,515.00	\$14,098.00	\$15,508.00
14x40	\$14,492.00	\$15,941.00	\$15,486.00	\$17,035.00

Garden Studio Standard Features

- 7/12 Pitch Roof with 84" Sidewalls

Vinyl:

- Choice of Vertical Board & Batten Vinyl Siding with 6" Wide Miratec Baseboard and Topboard

Painted:

- Duratemp Painted Siding with 6" Wide Miratec Baseboard and Topboard
- 10" Wide Open Overhang with Round Cut Rafters, Steel Roof, and Vented Ridge
- (3) 24" x 36" Windows with Painted Trim
NOTE: Sheds over 20' include (4) Windows
- Double Doors of Choice - (1) Painted with 3rd Color and (2) Transom Windows in Top Section
- (2) Fiberglass 6 Panel Slabs
- (3) Steel Full View Pre-Hung Doors
NOTE: Door Can Be Located in Sides or Gable End
- 2x4 Rafters and Sidewall Studs 16" O.C.
- 1/2" 4-Ply Plywood Sheeting



Shown as
**DELUXE
TRIM**

Additional Options
Available!



COTTAGE WORKSHOP

The cottage workshop is a versatile shed that can be customized to meet your exact needs. Use it for a storage shed, a workshop, or even an office. Always built with the highest quality materials and components, just for you.

SIZE (FT.)	STEEL	PAINTED	PAINTED DELUXE	VINYL	VINYL DELUXE
8x8	\$3,479.00	\$3,062.00	\$3,368.00	\$3,632.00	\$3,995.00
8x10	\$4,300.00	\$3,493.00	\$3,842.00	\$3,837.00	\$4,221.00
8x12	\$4,409.00	\$3,798.00	\$4,178.00	\$4,005.00	\$4,406.00
8x14	\$4,623.00	\$4,033.00	\$4,436.00	\$4,223.00	\$4,645.00
8x16	\$4,851.00	\$4,242.00	\$4,666.00	\$4,395.00	\$4,835.00
10x10	\$4,053.00	\$3,849.00	\$4,234.00	\$4,045.00	\$4,449.00
10x12	\$4,409.00	\$4,242.00	\$4,666.00	\$4,507.00	\$4,958.00
10x14	\$4,797.00	\$4,573.00	\$5,030.00	\$4,768.00	\$5,245.00
10x16	\$5,222.00	\$4,837.00	\$5,321.00	\$5,002.00	\$5,502.00
10x18	\$5,685.00	\$5,126.00	\$5,639.00	\$5,496.00	\$6,046.00
10x20	\$6,189.00	\$5,558.00	\$6,114.00	\$5,987.00	\$6,586.00
12x12	\$5,052.00	\$4,455.00	\$4,901.00	\$4,751.00	\$5,226.00
12x14	\$5,597.00	\$5,089.00	\$5,598.00	\$5,404.00	\$5,944.00
12x16	\$6,204.00	\$5,557.00	\$6,113.00	\$5,870.00	\$6,457.00
12x18	\$6,878.00	\$6,091.00	\$6,700.00	\$6,414.00	\$7,055.00
12x20	\$7,624.00	\$6,603.00	\$7,263.00	\$6,958.00	\$7,654.00
12x24	\$8,471.00	\$7,578.00	\$8,336.00	\$8,070.00	\$8,877.00

Cottage Workshop Standard Features

- 6' 6" Sidewalls
- Double Doors
- (2) 21" x 27" Windows with Screens and Shutters
- 5/8" Plywood Floor
- 12" O.C. Treated Floor
- 16" O.C. Wall Studs
- Architectural Shingles

Shown as
**STANDARD
TRIM**

Ask about making
it a DELUXE!



GARAGE

SIZE (FT.)	STEEL	PAINTED	PAINTED DELUXE	VINYL	VINYL DELUXE
12x16	\$6,917.00	\$6,430.00	\$7,073.00	\$6,872.00	\$7,559.00
12x18	\$7,235.00	\$8,812.00	\$7,614.00	\$7,468.00	\$8,215.00
12x20	\$8,007.00	\$7,396.00	\$8,136.00	\$8,050.00	\$8,855.00
12x24	\$8,863.00	\$8,351.00	\$9,186.00	\$9,265.00	\$10,192.00
12x28	\$9,713.00	\$9,298.00	\$10,228.00	\$10,465.00	\$11,512.00
12x32	\$10,901.00	\$10,257.00	\$11,283.00	\$11,673.00	\$12,840.00
12x36	\$11,733.00	\$11,247.00	\$12,372.00	\$12,504.00	\$13,754.00
14x20	\$8,563.00	\$8,166.00	\$8,983.00	\$8,865.00	\$9,752.00
14x24	\$10,150.00	\$8,812.00	\$9,693.00	\$10,146.00	\$11,161.00
14x28	\$11,337.00	\$10,379.00	\$11,417.00	\$11,576.00	\$12,734.00
14x32	\$12,513.00	\$11,488.00	\$12,637.00	\$12,899.00	\$14,189.00
14x36	\$13,703.00	\$12,378.00	\$13,616.00	\$14,216.00	\$15,638.00
14x40	\$15,003.00	\$13,705.00	\$15,076.00	\$15,623.00	\$17,185.00
16x24	\$11,844.00	\$10,810.00	\$11,891.00	\$11,558.00	\$12,714.00
16x28	\$13,501.00	\$11,876.00	\$13,064.00	\$12,697.00	\$13,967.00
16x32	\$14,795.00	\$13,112.00	\$14,423.00	\$13,890.00	\$15,279.00
16x36	\$16,264.00	\$14,371.00	\$15,808.00	\$15,267.00	\$16,794.00
16x40	\$18,012.00	\$15,869.00	\$17,456.00	\$16,858.00	\$18,544.00
16x44	\$19,540.00	\$17,106.00	\$18,817.00	\$18,299.00	\$20,129.00
16x48	\$21,119.00	\$18,777.00	\$20,656.00	\$20,021.00	\$22,023.00

Garage Standard Features

- 7' 4" Sidewalls
- (1) 8' x 7' Roll-Up Door
- Treated 3/4" Plywood Flooring
- 12" O.C. Floor Joists
- Architectural Shingles

Want To Go DELUXE? It Includes:

- (2) Round Top Vents
- Deluxe Roof Line Trim
- Deluxe Door Trim
- Deluxe Window Trim
- (3) Color Combinations
- Duratemp Doors with
- Transom Windows



CABIN SERIES

WOOD BUILDINGS

Standard Features

- Premium Knotty Pine Tongue & Groove Siding
- Two Coats of Stain
- Metal Roof
- Shingled Roof Available
- 4x4 Pressure Treated Skids
- Pressure Treated Floor Joists
- 3/4" Tongue & Groove Treated Plywood Floors
- 29 Gauge 40 Year Warranty on Metal Roof
- Wood Entry Door
- (2) 21x27" Windows
- 3/4" Standard Plywood on Insulated Floors

The Mid Valley Cabin Series features a line of wood cabin style structures that can be customized to be used any way you wish. The rustic styling puts our cabin series in a class of its own. These quality buildings are delivered fully built. Browse a few of the styles we offer here, more options and styles are available on our website.



**16' WIDE CABINS
AVAILABLE, CALL
FOR PRICING!**



SIZE (FT.)	GABLE CABIN	GAMBREL CABIN
8x10	\$4,372.85	\$4,372.85
8x12	\$4,841.20	\$4,841.20
8x14	\$5,309.55	\$5,309.55
8x16	\$5,777.90	\$5,777.90
10x10	\$4,943.80	\$4,943.80
10x12	\$5,441.60	\$5,441.60
10x14	\$5,953.65	\$5,953.65
10x16	\$6,458.10	\$6,458.10
10x18	\$6,955.90	\$6,955.90
10x20	\$7,452.75	\$7,452.75
10x22	\$7,964.80	\$7,964.80
12x12	\$6,084.75	\$6,084.75
12x14	\$6,612.00	\$6,612.00
12x16	\$7,182.00	\$7,182.00
12x18	\$7,709.25	\$7,709.25
12x20	\$8,279.25	\$8,279.25
12x22	\$8,813.15	\$8,813.15
12x24	\$9,369.85	\$9,369.85
12x26	\$9,881.90	\$9,881.90
12x28	\$10,451.90	\$10,451.90
12x30	\$10,985.80	\$10,985.80
12x32	\$11,527.30	\$11,527.30
12x34	\$12,068.80	\$12,068.80
12x36	\$12,624.55	\$12,624.55
12x38	\$13,158.45	\$13,158.45
14x16	\$8,265.00	\$8,265.00
14x18	\$8,893.90	\$8,893.90
14x20	\$9,538.00	\$9,538.00
14x22	\$10,108.00	\$10,108.00
14x24	\$11,052.30	\$11,052.30
14x26	\$11,402.85	\$11,402.85
14x28	\$12,046.95	\$12,046.95
14x30	\$12,661.60	\$12,661.60
14x32	\$13,304.75	\$13,304.75
14x34	\$13,927.00	\$13,927.00
14x36	\$14,555.90	\$14,555.90
14x38	\$15,184.80	\$15,184.80
14x40	\$15,813.70	\$15,813.70
14x42	\$16,450.20	\$16,450.20
14x44	\$17,072.45	\$17,072.45
14x46	\$17,701.35	\$17,701.35
14x48	\$18,330.25	\$18,330.25



HORSE STRUCTURES



HORSE STRUCTURE PRICING

8x8	\$2,448.00	12x30	\$8,731.00
8x10	\$2,789.00	12x32	\$9,234.00
8x12	\$3,116.00	12x36	\$10,323.00
8x14	\$3,747.00	12x40	\$12,746.00
8x16	\$3,963.00	14x20	\$7,563.00
10x10	\$3,342.00	14x24	\$8,275.00
10x12	\$3,845.00	14x28	\$9,046.00
10x14	\$4,257.00	14x30	\$9,926.00
10x16	\$4,602.00	14x32	\$10,910.00
10x18	\$4,675.00	14x36	\$12,010.00
10x20	\$5,157.00	14x40	\$13,246.00
10x24	\$5,857.00	16x24	\$8,475.00
12x12	\$4,275.00	16x28	\$9,524.00
12x16	\$5,453.00	16x30	\$10,637.00
12x20	\$6,469.00	16x32	\$11,751.00
12x24	\$7,432.00	16x36	\$13,189.00
12x28	\$7,692.00	16x40	\$14,443.00

*Retail Pricing is for Standard Open Run In

Horse Structure Options

4' High Center Wall	\$228
4' or 6' Tack Room One Door	\$1008
8' Tack Room Double Door	\$1638
Wrapped Front	add 16%
(1) 10' Gate	\$228
6' Sliders Trolley & Door	\$423
8' Sliders Trolley & Door	\$520
10' Sliders Trolley & Door	\$618
Dutch Doors	\$390
Boxstall Bars per Linear Ft	\$31
Skylight per Linear Ft	\$5.20
Windows 24x36	\$130
Windows 21x27	\$99

NEED A CHICKEN COOP?

GIVE US A CALL!



STEEL BUILDINGS

MANY SIZES AND STYLES AVAILABLE!

Available Steel Building Models:

- Regular Roof Steel Buildings
- A-Frame Steel Buildings
- Vertical Roof Buildings
- Special Purpose Buildings



SHEDS & UTILITY BUILDINGS



CARPORTS



AGRICULTURAL BUILDINGS



RV COVERS



GARAGES



COMMERCIAL BUILDINGS

OUR STEEL BUILDINGS CAN BE CUSTOMIZED FOR ALMOST ANY USE! SCAN TO LEARN MORE!



Ask us about our Custom Steel Buildings and check out our online 3D Carport and Metal Building Designer!



OUTDOOR LIVING

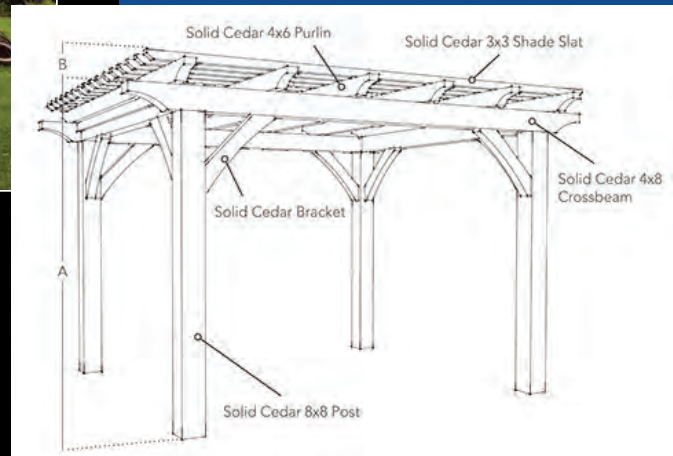
LAREDO



PERGOLAS

Available in Wood or Vinyl

The perfect addition to our property! A pergola is a romantic retreat in your own backyard. These structures go well pool side or with a patio or deck. Make it yours with all the custom options available, from color choices, post options, or electrical package.



LAREDO:

Bold big timbers and elegant accents make the Laredo pergola a perfect addition to your outdoor living space. For extra wow factor, add it to a pavilion and create a dual zone outdoor entertainment area.



PAVILIONS

Timber Ridge:

The Timber Ridge Pavilion is a wonderfully constructed pavilion. Constructed of beautiful large timbers that are cut and shaped to the perfect size. These timbers are often paired with a durable, and nicely contrasting, metal roof. This structure is built with our finest materials and is meant to last for years to come.


Dublin:

The Dublin Pavilions are a prime example of creating a luxury outdoor space for you to enjoy in your backyard. The perfect addition to any outdoor space for time alone, or time with friends and family. Protect yourself from the elements while still enjoying the outdoors.

Bradford:

The Bradford Pavilions epitomize what backyard living is at its finest. Create a relaxing outdoor space for you to restore your mind, right in your backyard. These pavilions are perfect for some time alone to rest and get away from it all, or as an outdoor space for the whole family to enjoy. Built with rough sawn solid timbers to give you years of service.

TIMBER RIDGE



TIMBER RIDGE



DUBLIN



BRADFORD



BUILT ON-SITE



GABLE:

The Gable has an appealing design that fits in well with any backyard layout. This well loved barn is great for storage, gardening, or workshop needs.



GABLE GARAGE:

From basic to breathtaking, we can build your fully customizable dream garage. A full 8' wall height provides plenty of space for cars, trucks, boats or simply tons of gear.

ESTATE:

The steeper roof pitch offers an elegant presence in your back yard! Standard features include craftsman style brackets, attractive frieze board and an additional man door. Use it for a gardening shed, craft area, or workshop - the possibilities are endless!



SUGARCREEK:

This quaint design is the perfect home for gardening supplies and virtually any hobby or storage need. This model includes both a 32" overhang and eye pleasing curved brackets for exceptional style.

STUDIO:

The Studio is a beautifully crafted structure that is perfect for a working studio/office or a modern take on a gardening shed. The striking design is also ideal as a pool house; adding something extra to any outdoor space. With clean lines and a modern roof, our Studio is the perfect space for your lifestyle needs.



HIGHLAND:

With its porch and higher roof pitch, the Highland is a roomy choice for weekend getaways. Rustic pine timber frame styling puts this structure in a class all by itself. An additional door provides extra convenience.

WOODSHED:

Built for storing just about anything you can imagine, the Woodshed design offers plenty of space and easy access with its additional door. A full-length 4' porch with solid wood posts adds a pleasing touch.



CRAFTSMAN:

Offering lots of storage room and natural light, the Craftsman makes a great workshop or gardener's haven. The higher roof pitch and craftsman style brackets add elegance. The additional door provides convenience, but it's the craftsman style dormer with transom that really raises this model above the ordinary.





MINI BARN:

With a charming gambrel roof, the Mini Barn is an efficient storage solution with eye catching style. Our AOS Mini Barn is an attractive compact barn that fits into any backyard environment.

DUTCH BARN:

Great as a workshop or storage structure for larger items due to its high sidewalls, our versatile Dutch Barn with a steel entry door offers a safe, comfortable environment. It features an eye-catching gambrel style roof, with lofts and lean-tos available to add style and functionality.



TIMBER LODGE:

The stunning Timber Lodge features a 12 pitch roof, a porch area with timber frame, a steel entry door, and (perhaps best of all) it can be customized with a variety of floor plans. Loaded with everything you need to relax in comfort and style, our Timber Lodge design is the perfect home away from home.

WILLOW CREEK GARAGE & CEDAR BROOKE HOME:

The striking design of the Cedar Brooke with its higher pitch roof makes a powerful statement, especially when topped with a classy cupola. Add even more elegance with optional lean-tos and overhangs. Inside, there's loads of room to use for storage or living space. A steel door provides durability and security. This model is offered in a garage or house style.



CABIN - GAMBREL & A-FRAME:

Whether it's relaxation, everyday storage or weekend adventure you seek, our cabins are a smart choice. 8' sidewalls create a lot of room, and charming details provide high style and comfort. For security, a steel door is standard. Available with optional porch.

SMALL & LARGE CUSTOM/SPECIALTY STRUCTURES:

The ability to customize is something that sets us apart from our competition. If you see a feature that you like from a few different buildings, ask us to combine these to create a custom structure just for you!



HERITAGE:

Clean, classic lines with bold timber accents, the Heritage Garage is a perfect example of American heritage construction. With an attic truss and full loft, the Heritage garage has plenty of space for all the extra things that you want to store.

ASPEN:

Imagine yourself looking out across a beautiful lake setting or a majestic mountain vista. We love all these moments, and what better way to enjoy them than with an Aspen Cabin? With its one level floor plan and open spaces it feels open and airy. Big windows allow lots of natural light and views of the surrounding landscape.



CUSTOM OPTIONS

AMISH BUILT: Most buildings available in our Amish Built line featured in this catalog are available with many of the following options.

DOORS



SWINGING DOOR (VINYL SHEDS)

56" x 6'	\$357
60" x 6'	\$357
72" x 6'	\$378
32" or 36"	\$289
ENTRY DOOR	



SWINGING DOOR PAINTED WOOD

56" x 6' DBL DOOR	\$289
60" x 6' DBL DOOR	\$294
72" x 6' DBL DOOR	\$315
32" or 36" DOOR	\$252
TRANSOM WINDOWS IN DOORS \$95 EACH	



METAL ROLL-UP DOOR

5' x 6'4"	\$683
6' x 6'4"	\$735
7' x 7'	\$798
8' x 7'	\$830
9' x 7'	\$851



SECTIONAL DOOR

8' x 7' CARRIAGE DOOR	\$1,150
9' x 7' CARRIAGE DOOR	\$1,229
8' x 7' RAISED PANEL	\$935
ADD WINDOWS TO PANEL DOOR	\$189
OUTSIDE LOCK	\$76
ELECTRIC OPENER WITH REMOTE	\$620



PRE-HUNG FRENCH SERVICE DOOR

72" FULL VIEW	\$1,150
72" HALF LITE	\$1,087
36" FULL VIEW DOOR	\$625
6' SLIDING DOOR	\$1,202



PRE-HUNG SERVICE DOOR (WITH 9-LITE WINDOW)

32" x 75" INSTALLED	\$467
36" x 77" INSTALLED	\$488
SOLID DOOR (NO WINDOW)	\$452



VINTAGE DOORS

36"	\$349
60" OR 72"	\$636
UPGRADE FROM DET DOORS	\$175



DURATEMP ELITE DOORS

SNGL DOOR (34" OPENING)	\$280
DOUBLE DOOR	\$475
UPGRADE DET DOORS	\$175
ADD 6" OR 12" IN HEIGHT	\$100

DELUXE PACKAGE: Includes (2) Round Top Vents, Architectural Shingles, Deluxe Roof Line Trim, Deluxe Door and Window Trim and Duratemp Doors with Transom Windows!



**MAKE YOUR
BUILDING
DELUXE!**



WINDOWS & WALLS



WINDOWS

18" x 27" or 21" x 27"	\$105
24" x 36"	\$152
30" x 36"	\$173
Ins Single Hung 24"x36"	\$299
Insulated Slider 48"x36"	\$352



TRANSOM WINDOWS

10" x 24"	\$95
10" x 72"	\$194
18" x 72"	\$247



VINTAGE WINDOWS

28" x 36"	\$210
-----------	-------

Other Popular Items

Walls

- 16" O.C. Rafters - 3% to Base
- 1/2" Plywood Sheeting - 3% to Base (Walls)
- 1/2" Plywood Sheeting - 3% to Base (Roof)

Floor

- 3/4" Treated Plywood (Sanded) - \$1.32 Sq. Ft.
- Sprayfoam Insulated Floor - \$4.35 Sq. Ft.

Interior Lofts

- Loft - \$3.75 Sq. Ft.
- 15" Wide Loft 2x6 Joist - \$4.50 Sq. Ft.

Interior Work Benches

- 6' Work Bench - \$96
- 8' Work Bench - \$128
- Shelf Under Work Bench - \$11.30 Per Ft.

Painted Interior

- Up to 200 Sq. Ft. - \$693
- Larger than 200 Sq. Ft. - \$3.68 Sq. Ft.

MISC.



FLOWER BOX

POLY	\$63
------	------



WEATHER VANE

STANDARD	\$126
EXTRA LARGE	\$378

CUPOLA

18" x 18" POLY	\$226
24" W/ COPPER ROOF	\$761



RAMPS

(PRESSURE TREATED)

2' x 5' PRO SERIES	\$147
3' x 56", 60" or 72"	\$147
3' x 84"	\$163
3' x 96"	\$179
3' x 108"	\$194

(ALL RAMPS ATTACHED BESIDES 2' x 5')



SKYLIGHTS & SIDING

SKYLIGHT	\$126
FULL LENGTH RIDGE LIGHT FOR METAL ONLY	\$18/LNR FT.
B&B SIDING	10% OF BASE
ALSIDE SIDING NOT IN STOCK OR ANY COLOR MARKED PREMIUM	- 4% OF RETAIL (\$75 MIN.)



RIDGE VENT

PER 4' SECTION	\$18.38
(2) 1/2 RD. TOP VENTS	\$95
(2) GABLE VENTS	\$68 (PAINTED ONLY)



DORMERS

6' WIDE W/ 2 WNDWS	\$1,050
8' WIDE W/ 3 WNDWS	\$1,155



ROOF

30 YR. ARCH SHINGLE	\$0.60 (TIMES SQ. FT. PER FLOOR)
METAL SQ. FT. FLR	\$2.60 (COPPER \$3.00)
METAL ON HIP/DRMR	\$300
TAR/FELT PAPER #15	\$0.32 (TIMES SQ. FT. PER FLOOR)
ICE GUARD SQ. FT.	\$0.80



PORCHES

Available on Cottage,
Cape Cod and Dutch Barn Models



PATIO PORCH

(INCLUDES VINYL RAILING, 9 LITE DOOR, 2 EXTRA WINDOWS AND POLY DECKING)

8' WIDE	\$1,419
10' WIDE	\$1,523
12' WIDE	\$1,554
14' WIDE	\$1,785
16' WIDE	\$2,205




CORNER NOOK PORCH

(INCLUDES VINYL RAILING, 9 LITE DOOR, (1) 21" x 27" WINDOW & POLY DECKING)

4' x 8'	\$1,759
---------	---------



PAIN




BLACK



WEDGEWOOD




GP CREAM



DARK BROWN



NAVY BLUE



NAVAJO WHITE



SUPER WHITE



MONTEREY
SAND



CANYON
DRIFT



COASTAL SAGE



AVOCADO
GREEN



GRAY




KAUFFMAN
GRAY




CLAY



BURNISHED
SLATE



TUSCAN
CLAY



JAMESTOWN
RED



STOLTZ
ALMOND



CAPE COD
GRAY



RIEHL
GREEN



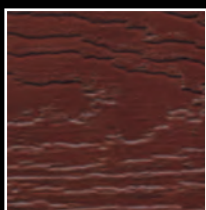
STAINS

CABIN SERIES

PRE-BUILT OPTIONS



GOLDEN WHEAT
180




MAHOGANY
182




BARNWOOD GRAY
185




CHESTNUT BROWN
189




BARN RED




CAPPUCINO



CEDAR
NATURALTONE




CHOCOLATE




PADRE BROWN



PEWTER



REDWOOD
NATURALTONE



RUSSET



SLATE




VINYL

STANDARD OPTIONS



PREMIUM OPTIONS



METAL ROOF



SHINGLES





POLY FURNITURE

ECO-FRIENDLY

Poly is High Density Polyethylene (HDPE), a recyclable plastic derived from post-consumer waste such as milk and detergent bottles. This material is cleaned in a decontamination process to a purity level of over 99% HDPE, then compounded into solid board stock material. The resulting product contains over 90% recycled post consumer waste by weight.



ESSENTIALLY MAINTENANCE FREE

Requires no waterproofing, staining, or other similar recurring maintenance. Just wash occasionally with soap and water!



...Discover Outdoor Living at its Best.



DURABLE

Exceptional resistance to moisture, fading, insects, splinting, warping and other hazards of environmental exposure common to wood or wood fiber composite products.



UV STABILIZED COLOR

Our furniture features a high color stability UV pigment system that minimizes material breakdown from prolonged sun and weather exposure.

We Have Many Furniture Options
To Choose From! Call Today
For Pricing!



DELIVERY

Yes, we can deliver your custom built shed, with very little to no impact on your property. Many of our structures are customized, constructed, and delivered. WE can get your shed, barn, or structure to the exact spot you want. Site prep varies depending on exact location and landscape of your property. When you purchase your shed, we will work with you and give you instructions on the site prep to ensure a seamless delivery with minimal disruption to your location. When it comes time to deliver, depending on accessibility of the location, we choose one of three methods:

- **Trailer Delivery:** Most times a structure can be placed in the desired location right from a trailer - it's easier and much quicker than you could think!
- **Mule Delivery:** In the case the truck and trailer option cannot reach your desired location, we deliver your shed using the Mule Shed Delivery System, which is a forklift system and can access tight locations that other vehicles cannot. The tracks left are similar to those left by a large riding lawn mower.
- **Onsite Construction:** When a factory built building is not an option due to location or other obstacles, such as fenced yard or tight lot, we offer a full line of build-on-site structures. These buildings range from small storage sheds to garages, 2 story cabins and homes, barns, and more.

OUR GUARANTEE

We aim to be the #1 supplier of high-quality outdoor structures in Michigan. Our sheds, barns, and buildings come in a wide variety of styles and materials so you can get not only the best product, but the best looking product. The Mid Valley Structures product line is growing each year to more than barns and storage sheds. We have the building or structure for almost every shopper and every budget.

Our goal is to offer high quality products, the best customer service and an exceptional buying experience. We want our customers to be happy with their purchase experience and their new structure or building for years to come. We have flexible buying options that cater to both purchasing buildings outright or using our affordable Rent to Own program with no credit check.

You can have peace of mind knowing that you will get a fair price with the best purchase experience possible when you buy your next building or structure from Mid Valley Structures.



DELIVERY PRICING

8', 10' & 12' Wide Buildings \$299

Minimum charge depending on mileage.

14' Wide Buildings \$749

Includes (1) escort and transportation permits. Minimum charge depending on mileage.

16' Wide Buildings \$1249

Freight, includes (2) escorts and transportation permits. Minimum charge depending on mileage.

*NOTE: Delivery only applicable to factory built structures.



**CHECK US OUT AT ONE OF
OUR SEVEN LOCATIONS
ACROSS MICHIGAN!**

MT. PLEASANT

5152 E PICKARD RD
MT. PLEASANT, MI 48858
(989) 772-0010

WATERFORD

2300 EDINBURGH RD
WATERFORD, MI 48328
(248) 742-1607

BIRCH RUN

10252 E BIRCH RUN RD
BIRCH RUN, MI 48415
(989) 480-0099

LINWOOD

500 S HURON RD
LINWOOD, MI 48634
(989) 322-4700

HOUGHTON LAKE

9531 W LAKE CITY RD
HOUGHTON LAKE, MI 48629
(989) 302-4700

GAYLORD

1484 S OTSEGO AVE
GAYLORD, MI 49735
(989) 350-9552
(989) 705-9333

AND OUR NEWEST LOCATION!

BIG RAPIDS

18841 NORTHLAND DR
BIG RAPIDS, MI 49307
(231) 279-1044



WWW.MIDVALLEYSTRUCTURES.COM



Mid Valley
STRUCTURES
SHEDS · GARAGES · BARNs & MORE



WE'VE GOT YOU
COVERED